

Overview and
Methodology

Borough/Census Area
Profiles

Comparing Across
Boroughs/Census Areas

Welcome to the Early Care and Education Data Dashboard

A View of Early Childhood Education (ECE) Data by Area



Explore the tabs at the top of each page to compare information by borough/census area and statewide. Additional information about the data is available by clicking on and hovering over images throughout the site.




Methodology
Learn details on project
methodology


Learn More
2020 Economic Impact of Early
Childhood Education Report

This site provides information about early childcare education for children younger than 6

Supply and Demand for Licensed or Regulated Early Childhood Education Services

- ▶ Supply and demand
- ▶ Children in services
- ▶ Gap between need and availability of services

Cost of Licensed or Regulated Early Childhood Education Services

- ▶ Average cost of licensed ECE services
- ▶ Cost of ECE services as a percentage of household income

School Readiness

- ▶ Percentage of students who meet 11 of the 13 Alaska Developmental Profile goals.

thread works to advance access to affordable, high quality early childhood education. www.threadalaska.org

thread connecting
early care & education
to alaska

All the information on this site represents a snapshot in time. The methodology section outlines the dates of data sources used in the dashboard. This dashboard was last updated in spring 2023.

Overview and Methodology

Borough/Census Area Profiles

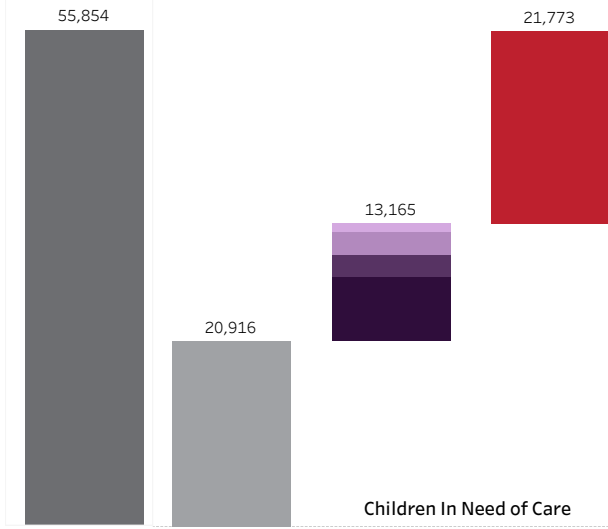
Comparing Across Boroughs/Census Areas

Borough/Census Area Profiles

Choose a location to profile

Alaska Statewide

Supply and Demand for Licensed or Regulated Early Childhood Education Services



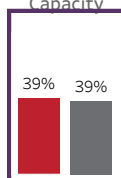
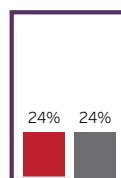
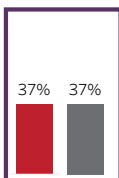
Population of Children Under 6 Years of Age

Not in Need

Capacity in Quality ECE Services*

Gap Between Need and Capacity

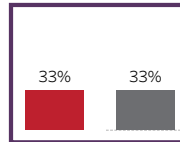
Borough Percentage
Statewide Percentage



* hover over data bars for additional details on categories of care

School Readiness

% meeting 11 out of 13 AK Dev. Profile goals



Borough/Census Area Statewide



Location Selected:
Alaska Statewide

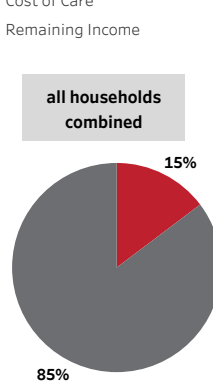
Cost of Licensed Early Childhood Education Services

Avg. Annual Household Cost in this Area \$13,695

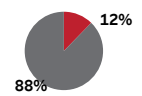
vs. \$13,695 Alaska Average

Cost as a Percentage of Household Income

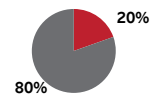
Cost of Care
Remaining Income



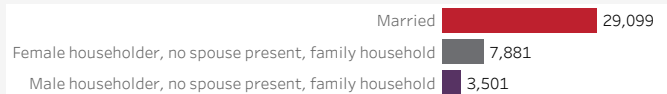
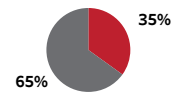
married households



single male households



single female households



- Overview and Methodology
- Borough/Census Area Profiles
- Comparing Across Boroughs/Census Areas

Comparing Across Borough/Census Areas

Select area with map below

Statewide

Population Under 6 Years of Age

55,854 children under 6 years of age live in Alaska.

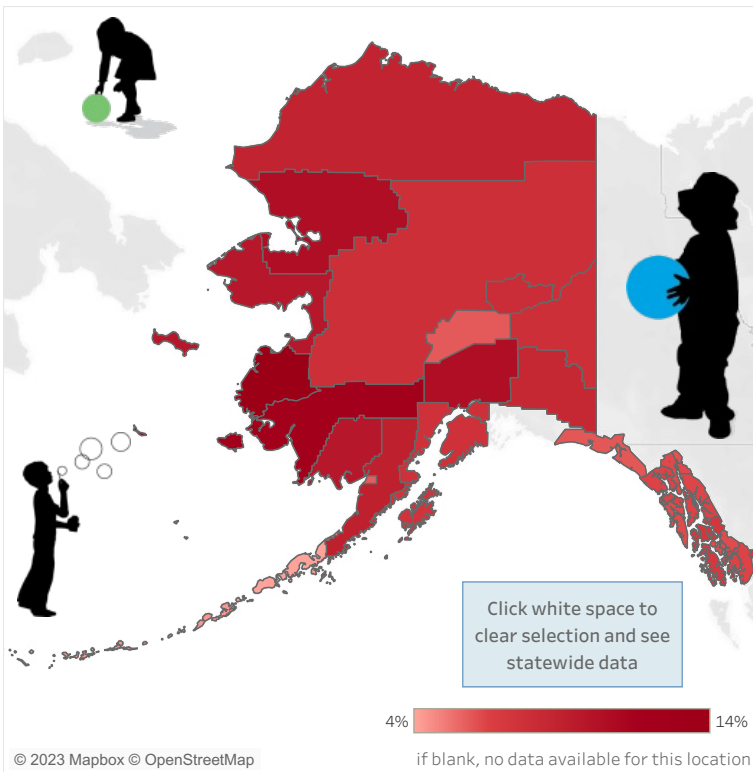
Choose data to show on map

- Population Under 6 Years of Age
- Need Beyond Regulated ECE Capacity
- Cost of Services
- School Readiness
- Learn and Grow Programs
- Employment Constrained Adults

Description of data shown on map

Children Under 6 Years of Age Living in this Borough, as a Percentage of Total Borough Population

Borough/Census Area Comparisons

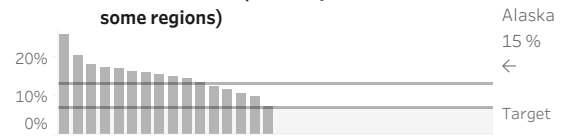


Need Beyond Regulated Capacity



34,938 children under 6 years of age statewide are generally in need of ECE services, compared to 13,165 regulated spots, leaving need for at least 21,773 spots beyond current capacity.

Cost of Services (data only available for some regions)



The average household cost of licensed early childhood education services represents 15 percent of Alaska median family income.

School Readiness



33 percent of children under 6 years of age statewide consistently meet 11 of 13 Alaska Dev. Profile school readiness goals.