



alaska children's trust

READY
FOR
TAKEOFF

Trevor Storrs
President/CEO





Kids Count National Ranking for Alaska

2012 2013 2014 2015 2016 2017 2018 2019

0

10

20

30

40

50

ALASKA'S
National Rank
(Out of 50 States)

45TH

31

31

32

27

33

38

46

45

ALASKA'S
National Rank
(Out of 50 States)

45TH



21ST Rank out of 50 States

Family and Community

33RD Rank out of 50 States


Economic Well-Being

49TH Rank out of 50 States

Education

50TH Rank out of 50 States

Health

A man in a light blue shirt and dark trousers is pushing a large, dark grey boulder up a rocky, uneven terrain. The background is a cloudy, grey sky. The boulder is the central focus, with the text 'Cumulative Stressors' written on it. To the right of the boulder, there are six red-bordered boxes, each containing a different stressor. The boxes are arranged in a descending staircase pattern from top-left to bottom-right.

Cumulative Stressors

Healthcare
Cost &
Access

Food
insecurity

High
Housing
Burden

Early
Childhood
Supports

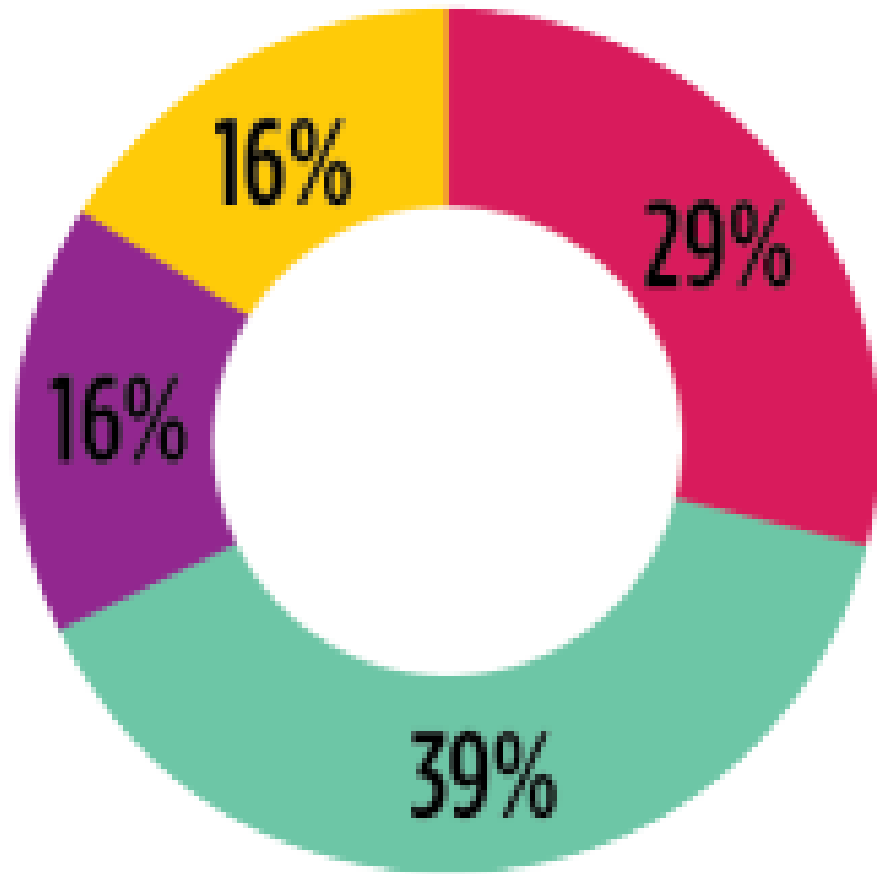
Lack of
Transportation

Low Income



207,131

AK CHILDREN
POPULATION



- 0 to 4 = 54,115
- 5 to 11 = 73,401
- 12 to 14 = 29,721
- 15 to 17 = 30,090

Data Source: U.S. Census Bureau
Available at: [KIDS COUNT Data Center](#)

AK CHILDREN POPULATION

AK Children Population

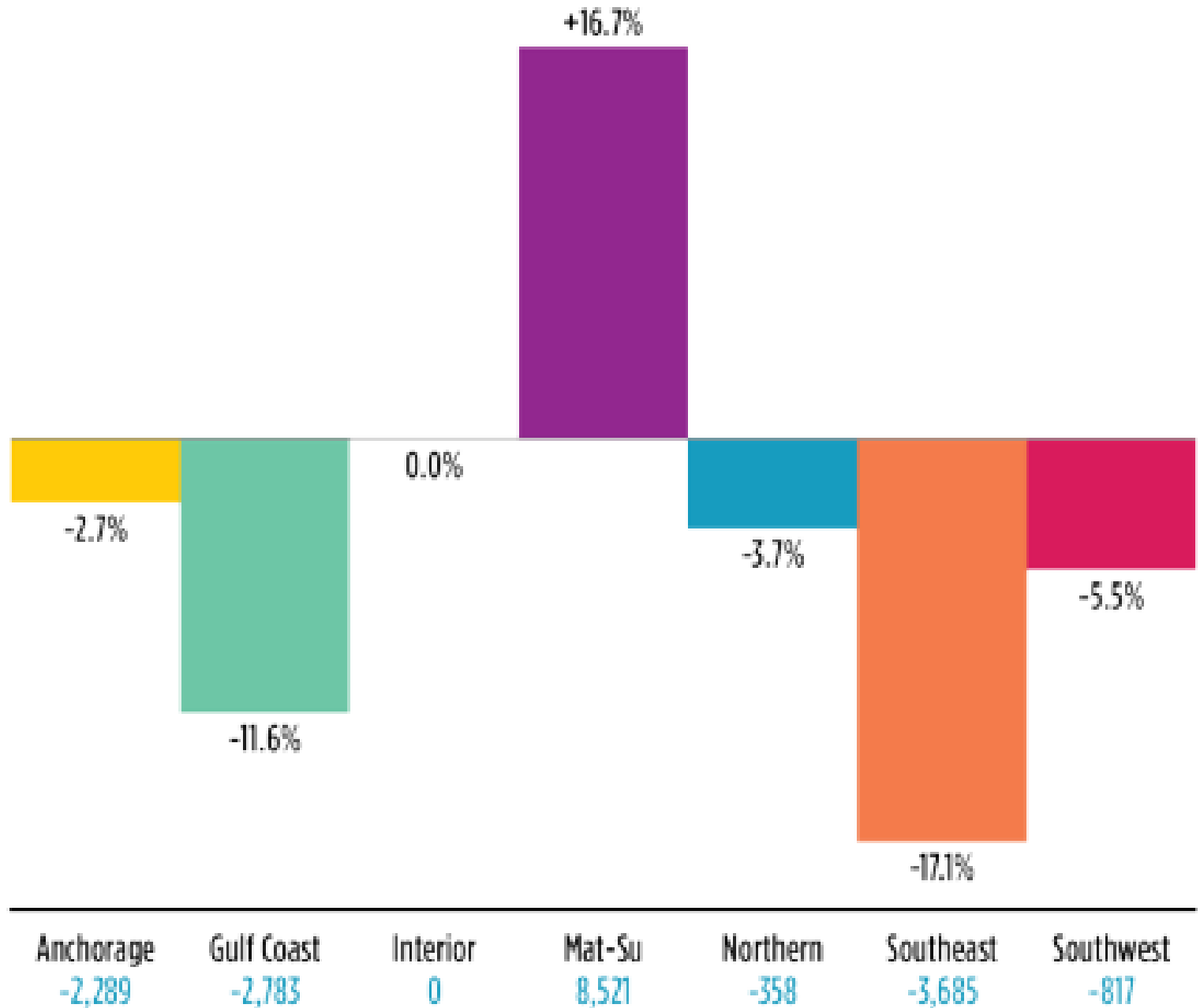
Region	# of Children (0-19)	Percentage of Child Population
Anchorage	81,772	39%
Gulf Coast Region	21,027	10%
Interior Region	31,041	15%
Matanuska-Susitna	31,704	15%
Northern Region	9,424	5%
Southeast Region	18,054	9%
Southwest Region	14,109	7%
Alaska	207,131	100%

Data Source: U.S. Census Bureau
Available at: [KIDS COUNT Data Center](#)

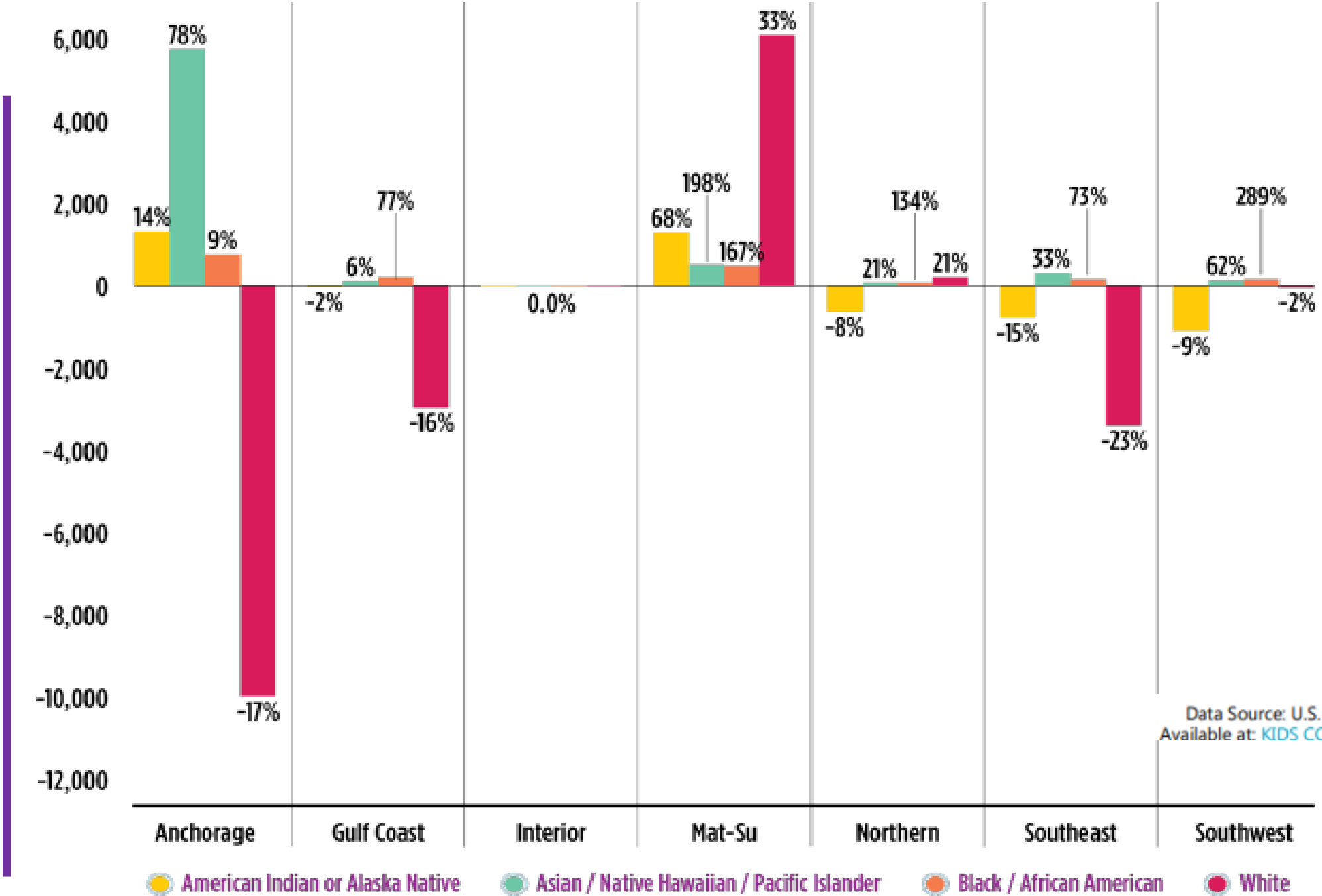
Family Migration



Data Source: U.S. Census Bureau
Available at: [KIDS COUNT Data Center](#)




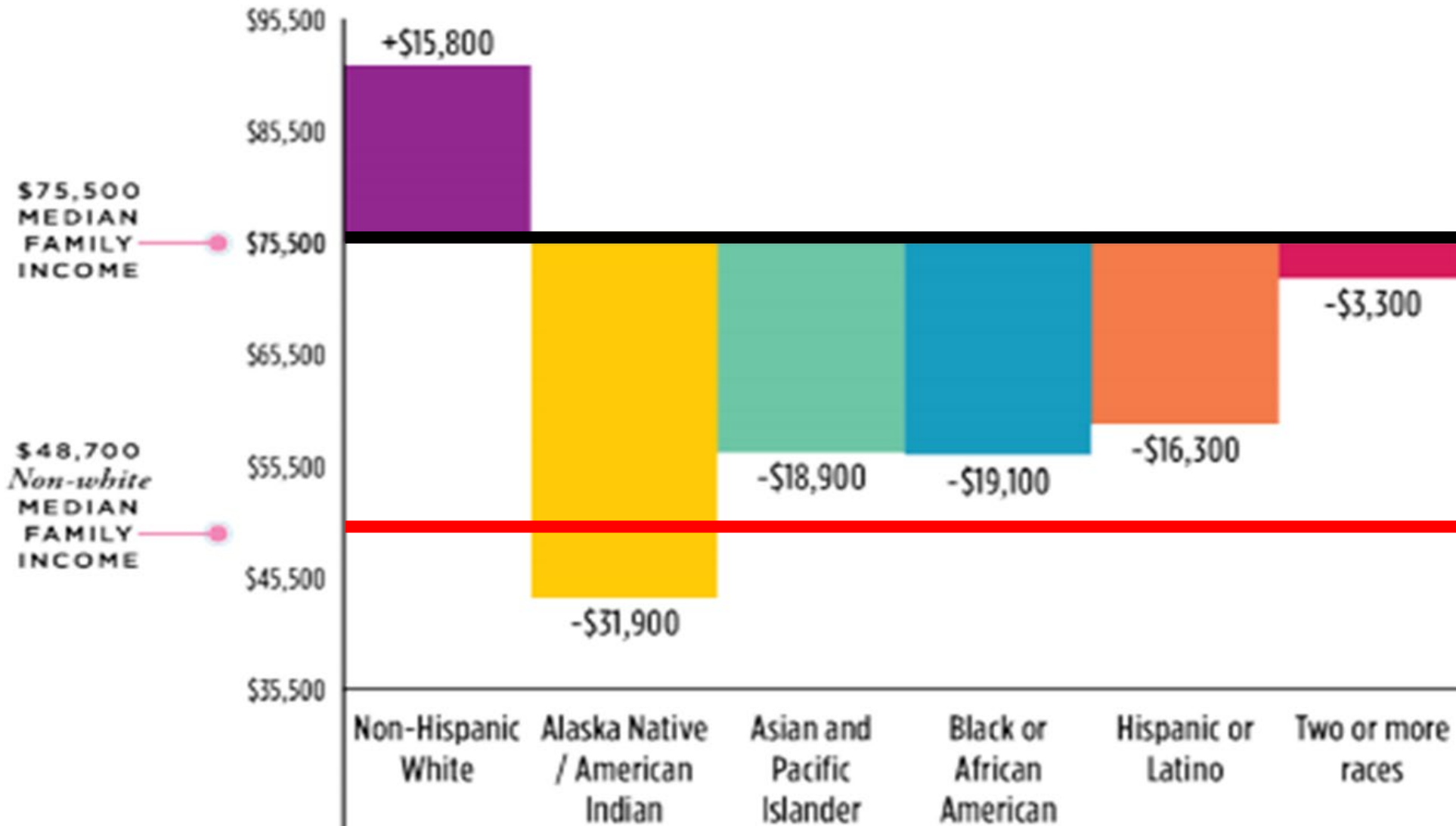
Family Migration



Data Source: U.S. Census Bureau
Available at: [KIDS COUNT Data Center](#)

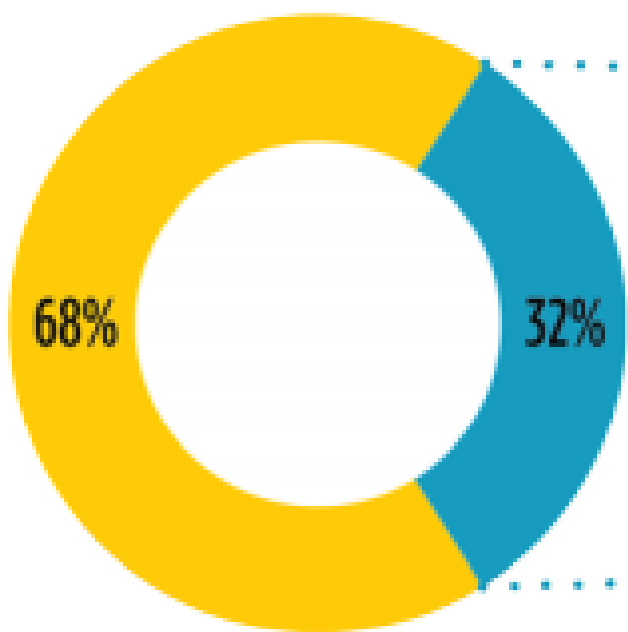
Data Source: U.S. Census Bureau
Available at: [KIDS COUNT Data Center](#)

Income Inequities

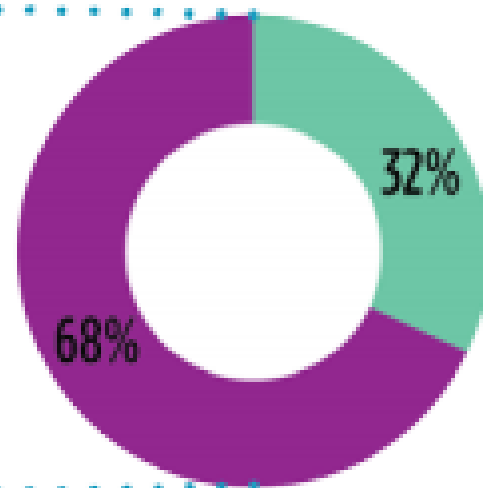


Data Source: U.S. Census Bureau
Available at: [KIDS COUNT Data Center](#)

Dual Income

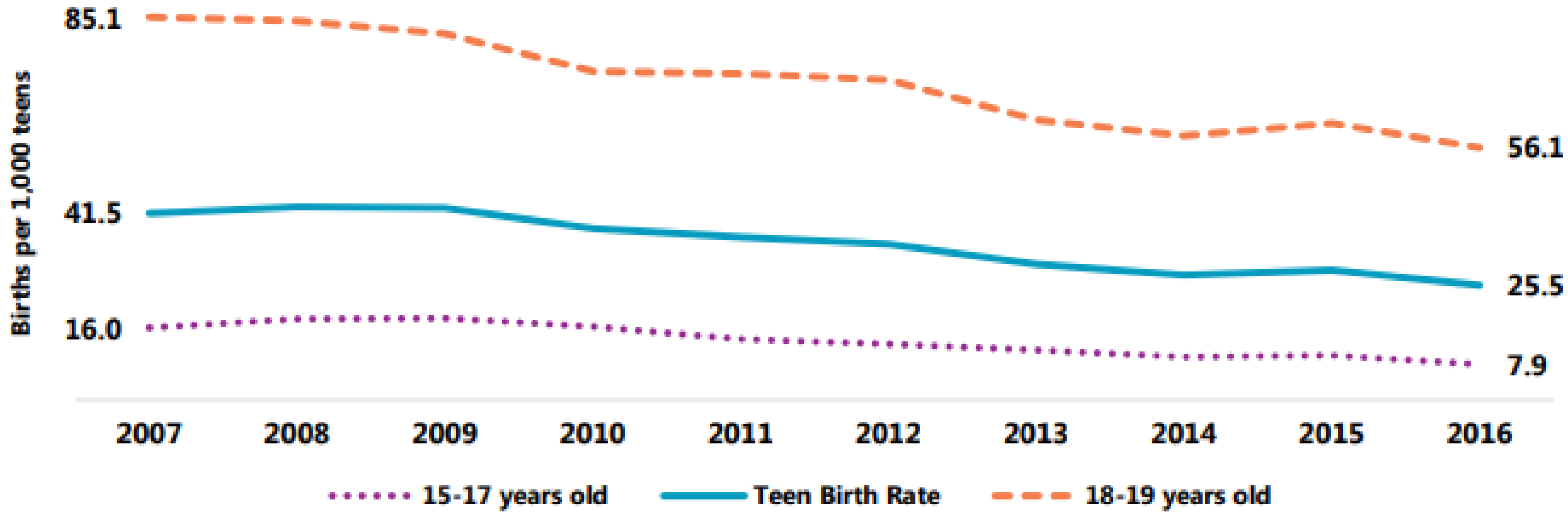


- Single-Parent Households
- Married-Couple Households



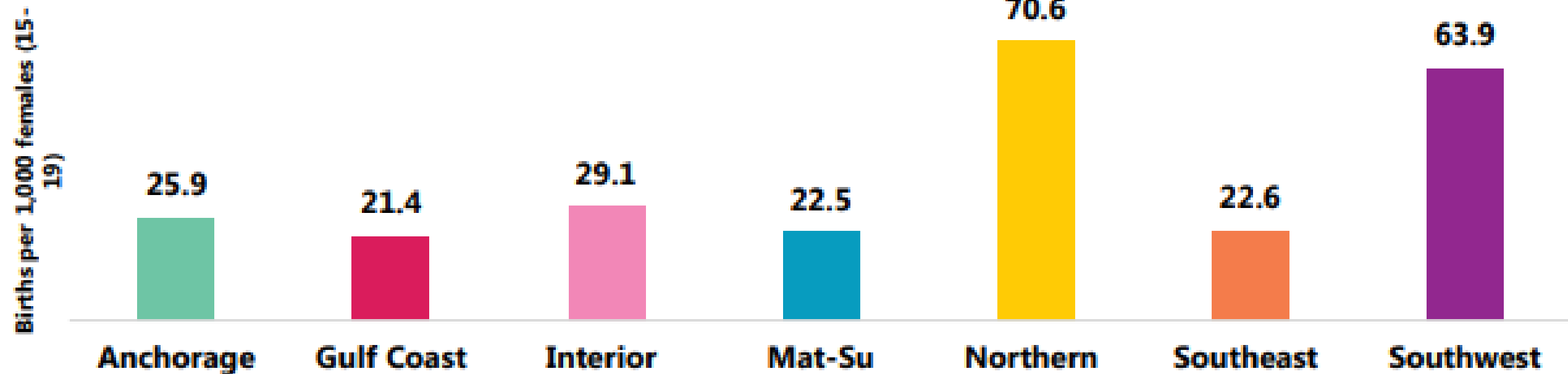
- Father Only Households
- Mother Only Households

Teen Birthrate



Data source: Alaska Section of Health Analytics and Vital Records

Teen Birthrate

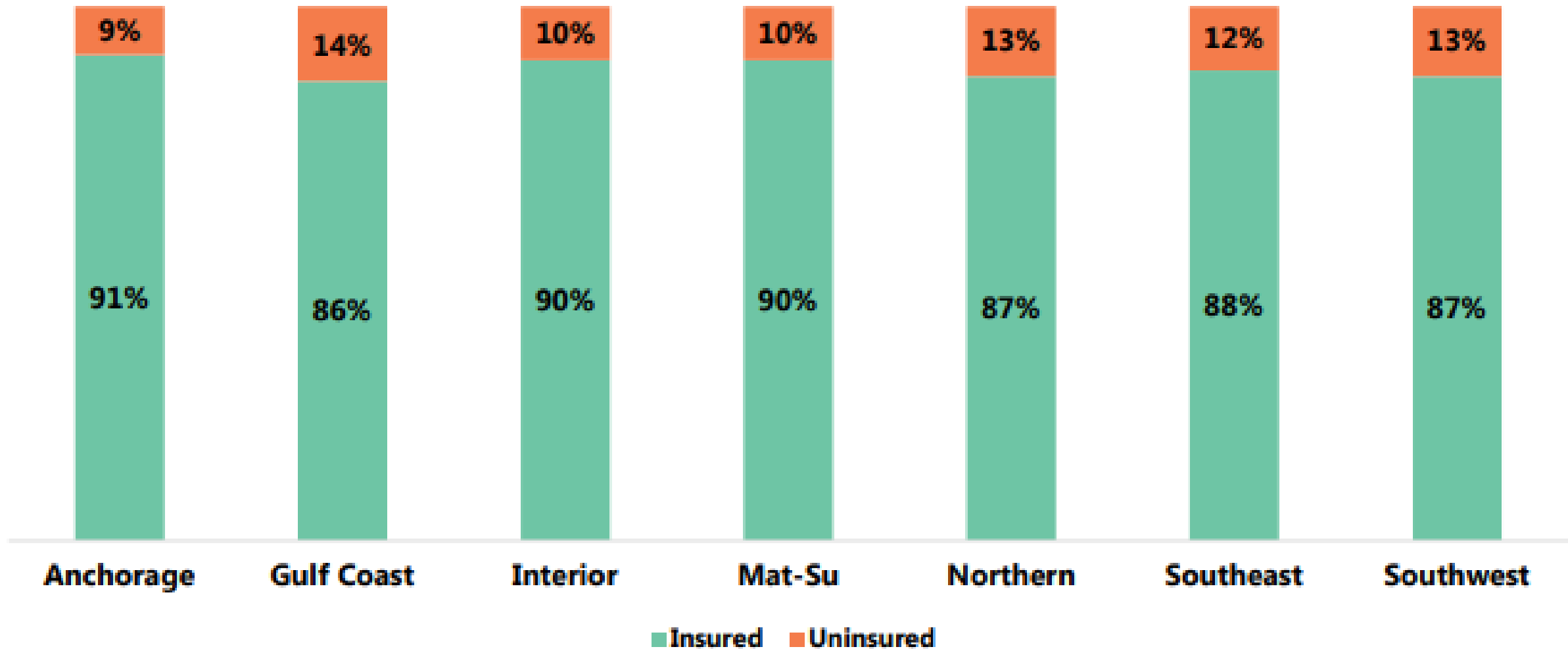


Data Source: Alaska Section of Health Analytics and Vital Records, DOLWD

Available at: [KIDS COUNT Data Center](#)

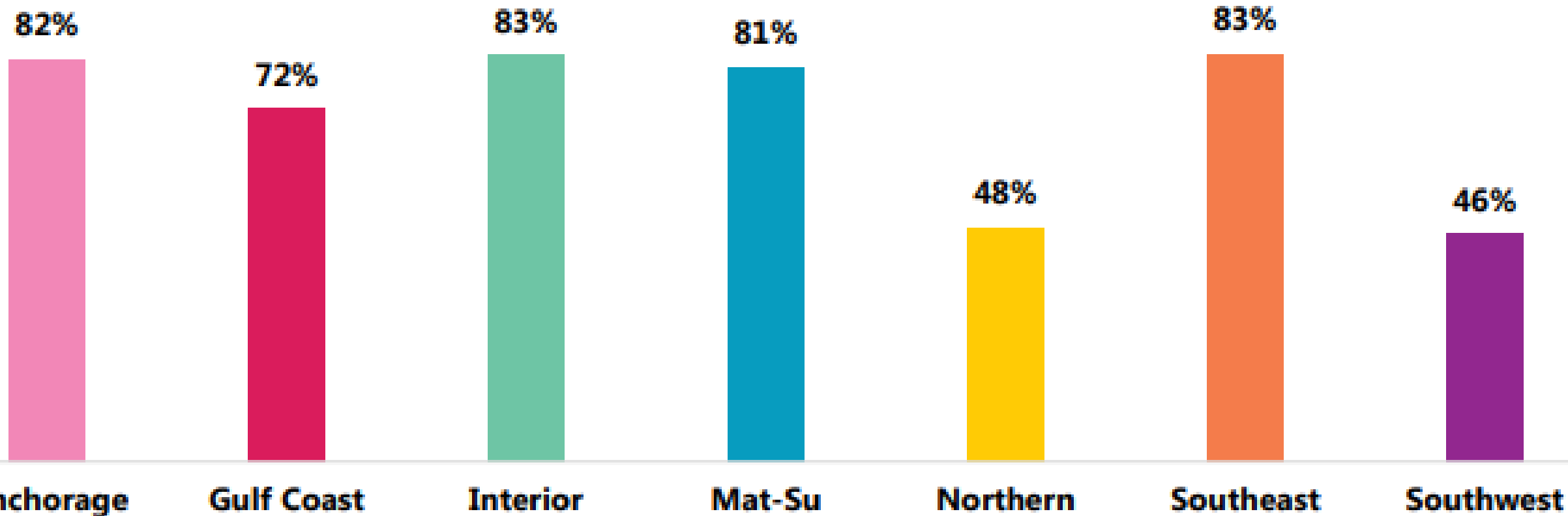
Note: Five years of data were combined to minimize the unreliability of measurement due to the small number of actual events.

Alaska's Children's Uninsured



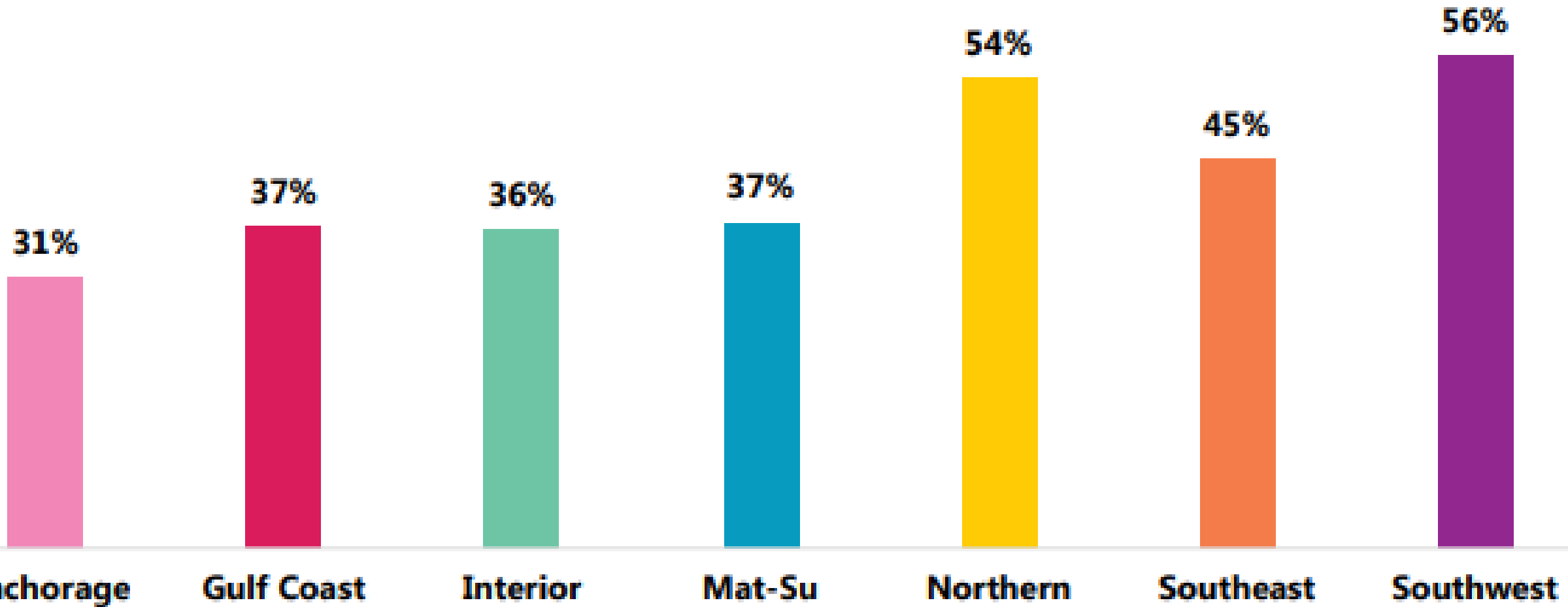
Data Source: U.S. Census Bureau, 2008-2016 Small Area Health Insurance Estimates using the American Community Survey (ACS) Data
Available at: [KIDS COUNT Data Center](#)

Developmental Checklist 3-Year-Olds



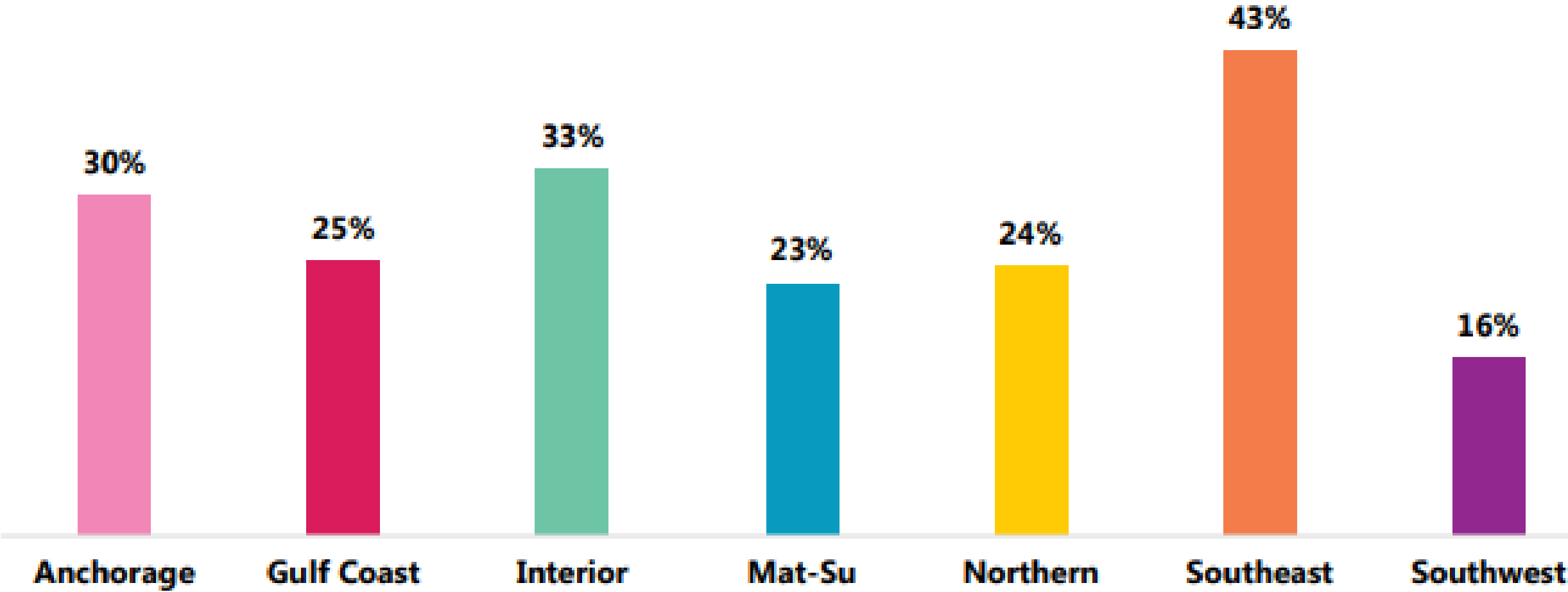
Data Source: Alaska CUBS, analysis by the Alaska Division of Public Health's MCH-Epi Unit
Available at: [Kids Count Data Center](#)

Pre-K Enrollment



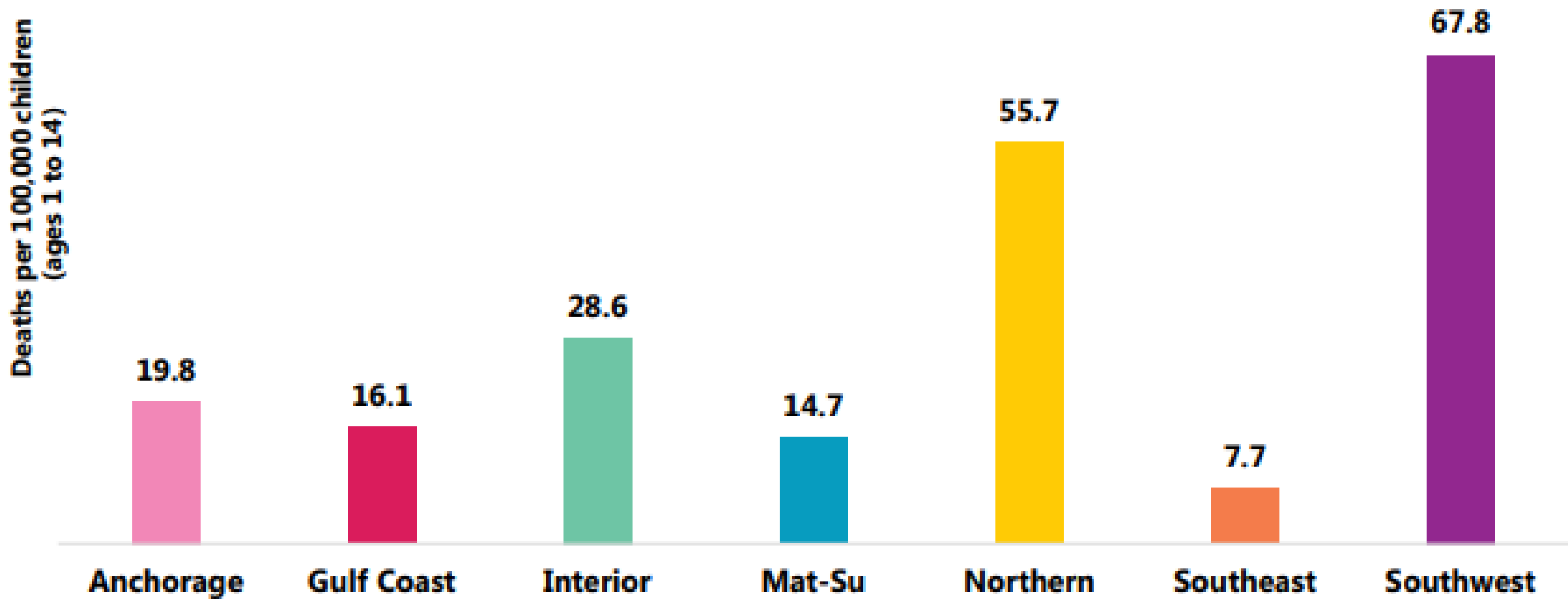
Data Source: American Community Survey
Available at: [Kids Count Data Center](#)

Preschool Enrollment



Data Source: Alaska CUBS, analysis by the Alaska Division of Public Health's MCH-Epi Unit.
Available at: [Kids Count Data Center](#)

Child Death Rate



Data source: Alaska Section of Health Analytics and Records; Alaska DOLWD, Research and Analysis Section.
Available at: [KIDS COUNT Data Center](#)

Struggling Families



Region	# of Children	% of Children
Anchorage	9,221	39%
Gulf Coast Region	2,218	27%
Interior Region	3,275	32%
Matanuska-Susitna	3,254	34%
Northern Region	2,248	42%
Southeast Region	2,063	32%
Southwest Region	3,871	42%
Alaska	26,150	36%



State Nonmetropolitan Areas (Combined)

Housing Wage for Two-Bedroom FMR

Hawaii	\$25.49
Alaska	\$24.10
Connecticut	\$21.06
New Hampshire	\$19.38
Massachusetts	\$19.23
Maryland	\$19.22
Vermont	\$19.03
California	\$18.75
North Dakota	\$17.52

HOUSING

Source: OUT OF REACH 2017 | NATIONAL LOW INCOME HOUSING COALITION



Nonmetropolitan Counties (or County-Equivalents)

Housing Wage for Two-Bedroom FMR

Aleutians West Census Area, AK

\$32.52

Monroe County, FL

\$32.35

Pitkin County, CO

\$30.75

Nome Census Area, AK

\$30.42

Denali Borough, AK

\$30.37

Juneau City and Borough, AK

\$28.19

Bethel Census Area, AK

\$28.15

Kauai County, HI

\$28.13

Skagway Municipality, AK

\$27.19

HOUSING

Source: OUT OF REACH 2017 | NATIONAL LOW INCOME HOUSING COALITION



Working at
minimum wage

\$9.80/hr



Each week you
have to work

77
HOURS!



To afford a modest
1 bedroom
rental home at
Fair Market Rent



HOUSING

*Source: OUT OF REACH 2017 |
NATIONAL LOW INCOME HOUSING COALITION*

Housing



Source: OUT OF REACH 2017 |
NAT'L LOW INCOME HOUSING COALITION

FACTS ABOUT ALASKA:

STATE FACTS

Minimum Wage	\$9.80
Average Renter Wage	\$19.11
2-Bedroom Housing Wage	\$24.16
Number of Renter Households	91,913
Percent Renters	37%

MOST EXPENSIVE AREAS


HOUSING WAGE

Aleutians West Census Area	\$32.52
Nome Census Area	\$30.42
Denali Borough	\$30.37
Juneau City and Borough	\$28.19
Bethel Census Area	\$28.15



20% of Alaska children
lived in homes
without enough food this
past year and are hungry.

Family Hunger

A man in a light blue shirt and dark trousers is pushing a large, dark grey boulder up a rocky, uneven terrain. The background is a cloudy, grey sky. The boulder is the central focus, and it is surrounded by several rectangular boxes with red borders, each containing a text label representing a stressor. The overall scene conveys a sense of struggle and the weight of cumulative stressors.

Cumulative Stressors

Healthcare
Cost &
Access

Food
insecurity

High
Housing
Burden

Early
Childhood
Supports

Lack of
Transportation

Low Income



ALASKA'S
National Rank
(Out of 50 States)

45TH

21ST Rank out of 50 States

Family and Community

33RD Rank out of 50 States

Economic Well-Being

49TH Rank out of 50 States

Education

50TH Rank out of 50 States

Health



Kids Count National Ranking for Alaska

2012 2013 2014 2015 2016 2017 2018 2019





THE ANNIE E. CASEY



Alaskachildrenstrust.org



Trevor Storrs
President/CEO

tstorrs@alaskachildrenstrust.org

Alaskachildrenstrust.org